

# HMHPLAYER™

Making 1:1 Learning a Reality

## ► Version 1.3 FAQ

**HMH Player™** is a revolutionary new learning app that **FITS**—how you *teach* and how your students *learn*, for real-time collaboration!

# F

## Flexible

**content that is available online, offline, and on the go**

- students are engaged in class, at home, and anywhere in between for uninterrupted instruction
- teachers can monitor student progress in real time
- delivers personalized learning using teacher lesson customization features

# I

## Intuitive

**turn it on and you're ready to go**

- easily accessible tools tailored to teachers and students
- navigation and interface grows with the student
- takes advantage of the user friendly capabilities of iOS® and Chrome™

# T

## Transformative

**launches a new paradigm in teaching and learning**

- unparalleled take-it-anywhere digital learning
- raise-my-hand instant student-teacher-student communication
- supports blended learning through anywhere digital instruction

# S

## Streamlined

**one app, one convenient access point**

- one account whether on *HMH Player* or HMH® online
- one app for both teachers and students to use anywhere
- teachers present, communicate, and monitor from the same app

# Table of Contents

|  |           |
|--|-----------|
| <b>HMH PLAYER BASICS</b> .....   | <b>3</b>  |
| WHAT IS <i>HMH PLAYER</i> ? .....  | 3         |
| HOW DO I GET <i>HMH PLAYER</i> ? .....                                       | 3         |
| IS THE <i>HMH PLAYER</i> APP FOR ME? .....                                   | 3         |
| <b>DEVICE AND OPERATING SYSTEM COMPATIBILITY</b> .....                       | <b>4</b>  |
| WHAT DEVICES DOES <i>HMH PLAYER</i> RUN ON? .....                            | 4         |
| WHAT DEVICES DOESN'T <i>HMH PLAYER</i> RUN ON? .....                         | 4         |
| <b>THINKCENTRAL: SETTING UP FOR <i>HMH PLAYER</i>-ENABLED PROGRAMS</b> ..... | <b>4</b>  |
| LOGGING INTO <i>HMH PLAYER</i> .....   | 4         |
| <i>HMH PLAYER</i> -ENABLED COURSES ON THINKCENTRAL .....                     | 5         |
| <b>MY.HRW.COM: SETTING UP FOR <i>HMH PLAYER</i>-ENABLED PROGRAMS</b> .....   | <b>6</b>  |
| LOGGING INTO <i>HMH PLAYER</i> .....   | 6         |
| <i>HMH PLAYER</i> -ENABLED COURSES ON MY.HRW.COM .....                       | 6         |
| <b>HMH PLAYER TUTORIAL VIDEOS</b> .....                                      | <b>7</b>  |
| <b>ONLINE/OFFLINE USAGE</b> .....  | <b>8</b>  |
| AN EXPLANATION OF CONTENT ACCESS USING <i>HMH PLAYER</i> .....               | 8         |
| CAN STUDENTS AND TEACHERS DOWNLOAD CUSTOMIZED LESSONS FOR OFFLINE USE? ..... | 8         |
| CAN I LOG INTO <i>HMH PLAYER</i> WHEN MY DEVICE IS OFFLINE? .....            | 8         |
| HOW LONG DOES OFFLINE CONTENT STAY ON MY DEVICE? .....                       | 8         |
| WHAT IS THE AVERAGE SIZE OF EACH LESSON I CAN SAVE FOR OFFLINE USE? .....    | 9         |
| <b>TEACHER: USING THE PLAYER FOR INSTRUCTION</b> .....                       | <b>9</b>  |
| HOW DOES A TEACHER USE <i>HMH PLAYER</i> FOR INSTRUCTION? .....              | 9         |
| LESSON CUSTOMIZATION .....   | 9         |
| <i>Creating Lessons</i> .....  | 9         |
| <i>Customizing HMH content</i> .....   | 10        |
| <i>Uploading my own files: Chrome only</i> .....                             | 10        |
| <i>Are Custom Lessons assignable within HMH Player?</i> .....                | 10        |
| <i>Are customized Lessons available to download for offline use?</i> .....   | 10        |
| <i>Assignment</i> .....  | 10        |
| <i>Reporting</i> .....   | 11        |
| <b>TEACHER PRESENTATION TOOLS</b> .....                                      | <b>11</b> |
| PRESENTING FROM A LAPTOP/DESKTOP VIA CHROME .....                            | 11        |
| PRESENTING FROM iPad® .....  | 11        |
| <b>COLLABORATION TOOLS</b> .....   | <b>12</b> |
| TEACHER: LAUNCHING A COLLABORATION SESSION .....                             | 12        |
| TEACHER: DRAWING TOOLS .....   | 12        |
| STUDENT: ENTERING A COLLABORATION SESSION .....                              | 13        |
| <i>Can students chat directly with each other?</i> .....                     | 13        |
| <b>UPDATES TO <i>HMH PLAYER</i></b> .....                                    | <b>13</b> |
| <b>GLOSSARY OF TERMS USED WITHIN THIS DOCUMENT</b> .....                     | <b>14</b> |

## HMH Player Basics

### What is *HMH Player*?

*HMH Player* is a new and exciting app from **Houghton Mifflin Harcourt™** that connects teachers and students directly to *HMH Player*-enabled content. What makes *HMH Player* unique are its capabilities. With the *HMH Player* app, teachers and students can access their *HMH Player*-enabled content while connected to the Internet from iPad®, Chromebook™, and laptop or desktop computer and download the content to their devices for offline access at any time. In addition, *HMH Player* includes powerful presentation tools for teachers and collaboration tools that keep teachers and students connected.

### How do I get *HMH Player*?

The *HMH Player* app is designed for iPad, Chromebook, and laptop/desktop computers running the Chrome browser.

- iPad users can download the free *HMH Player* app from the [App Store<sup>SM</sup> on iTunes<sup>®</sup>](#)
- Chromebook and Chrome browser users can download the free *HMH Player* app from the [Google Chrome™ Web Store](#)



The download process is quick, easy, and identical to the process for any app within iTunes or Google app stores.

### Is the *HMH Player* app for me?

While the app itself is free to download, it includes no internal content. Anyone who wishes to make use of the app needs to be a licensed user of *HMH Player*-enabled digital content from HMH.

For 2015, HMH has enabled the following programs for use with *HMH Player*.

**HMH AGA (Algebra I, Geometry, Algebra II)**

**HMH Integrated Mathematics 1, 2, 3**

**GO Math!™ K–6**

**GO Math 6–8**

For a complete listing of *HMH Player*-enabled programs, see pages 5–7.

Users will also need valid ThinkCentral or my.hrw.com login credentials and be assigned to a class with *HMH Player*-enabled content.

## Device and Operating System Compatibility

### What devices does the *HMH Player* app run on?

*HMH Player* will run on the following hardware and operating system configurations

- Chrome
  - Any Chromebook, Windows®, or Mac® laptop or desktop capable of running the latest Chrome browser
- iOS
  - iPad from Apple® capable of running iOS 7+

### What devices doesn't the *HMH Player* app run on?

The following devices /operating systems do not presently run *HMH Player*

- iPhone® (all generations)
- Any Android™-based device, including Google® (Asus) Nexus® tablets and Samsung® tablets
- Microsoft Surface® or other Windows RT mobile devices

## ThinkCentral: Setting Up for *HMH Player*-enabled Programs

### Requirements:

- Teachers need a valid ThinkCentral username and password to:
  - Set up a class on ThinkCentral
  - Associate one of the *HMH Player* enabled programs with the class
  - Assign students to the class
- Students need a valid ThinkCentral login username and password to:
  - Be assigned to a class that includes *HMH Player*-enabled content

### Logging into the *HMH Player* app

Launch *HMH Player* on iPad, Chromebook, or computer running the Chrome browser

#### Grade K–6 Programs (ThinkCentral)

- Select Elementary School on *HMH Player* login page
- Select your State
- Select your District
- Select your School
- Enter your ThinkCentral username in the Username field
- Enter your ThinkCentral password in the Password field
- Click or tap the “Log In” button

The ThinkCentral credentials must be that of a user who is enrolled in a class allocated with one or more product ISBNs that are “HMH Player enabled.”

## HMH Player-enabled courses on ThinkCentral

| Product                            | ISBN          |
|------------------------------------|---------------|
| California <i>GO Math!</i> Grade K | 9780544275423 |
| California <i>GO Math!</i> Grade 1 | 9780544273924 |
| California <i>GO Math!</i> Grade 2 | 9780544275225 |
| California <i>GO Math!</i> Grade 3 | 9780544273726 |
| California <i>GO Math!</i> Grade 4 | 9780544272927 |
| California <i>GO Math!</i> Grade 5 | 9780544273528 |
| California <i>GO Math!</i> Grade 6 | 9780544272729 |
| <i>GO Math!</i> Grade K            | 9780544348981 |
| <i>GO Math!</i> Grade 1            | 9780544348998 |
| <i>GO Math!</i> Grade 2            | 9780544349001 |
| <i>GO Math!</i> Grade 3            | 9780544349018 |
| <i>GO Math!</i> Grade 4            | 9780544349025 |
| <i>GO Math!</i> Grade 5            | 9780544349032 |
| <i>GO Math!</i> Grade 6            | 9780544349049 |

## my.hrw.com: Setting Up for *HMH Player*-enabled Programs

### Requirements:

- Teachers need a valid my.hrw.com username and password to:
  - Set up a class on my.hrw.com
  - Associate one of the *HMH Player*-enabled programs with the class
  - Assign students to the class
- Students need a valid my.hrw.com username and password to:
  - Be assigned to a class that includes *HMH Player*-enabled content

### Logging into the *HMH Player* app

Launch *HMH Player* on iPad, Chromebook, or computer running the Chrome browser

Grade 6–12 Programs (my.hrw.com)

- Select “Middle School/High School” in the first field
- Enter your my.hrw.com username in the Username field
- Enter your my.hrw.com password in the Password field
- Click or tap the “Log In” button

The my.hrw.com credentials must be that of a user who is enrolled in a class allocated with one or more product ISBNs that are “*HMH Player* enabled.”

## *HMH Player*-enabled courses on my.hrw.com

| Product  | ISBN          |
|--|---------------|
| <b>TX Algebra 1 Online Teacher Resource Management Center, 6-year access</b> | 9780544361669 |
| <b>TX Geometry Online Teacher Resource Management Center, 6-year access</b>  | 9780544362826 |
| <b>TX Algebra 2 Online Teacher Resource Management Center, 6-year access</b> | 9780544362055 |
| <b>California GO Math 2015 Grade 6   Middle School</b>                       | 9780544248526 |
| <b>California GO Math 2015 Grade 7   Middle School</b>                       | 9780544248533 |
| <b>California GO Math 2015 Grade 8   Middle School</b>                       | 9780544248540 |
| <b>California GO Math Algebra 1: Analyze, Connect, Explore</b>               | 9780544249691 |

Table continued from previous page

|   |               |
|---|---------------|
| <b>California GO Math Accelerated Grade 7</b>       | 9780544248717 |
| <b>HMH California Algebra 1</b>                     | 9780544386020 |
| <b>HMH California Geometry</b>                      | 9780544385870 |
| <b>HMH California Algebra 2</b>                     | 9780544385979 |
| <b>HMH California Integrated Mathematics 1</b>      | 9780544441507 |
| <b>HMH California Integrated Mathematics 2</b>      | 9780544441514 |
| <b>HMH California Integrated Mathematics 3</b>      | 9780544441521 |
| <b>GO Math Middle School, Grade 6</b>               | 9780544083059 |
| <b>GO Math Middle School, Grade 7</b>               | 9780544083073 |
| <b>GO Math Middle School, Grade 8</b>               | 9780544083080 |
| <b>GO Math Algebra 1: Analyze, Connect, Explore</b> | 9780544102453 |
| <b>GO Math Middle School Accelerated Grade 7</b>    | 9780544146815 |
| <b>HMH Algebra 1</b>                                | 9780544381964 |
| <b>HMH Geometry</b>                                 | 9780544385825 |
| <b>HMH Algebra 2</b>                                | 9780544385924 |
| <b>HMH Integrated Mathematics 1</b>                 | 9780544389786 |
| <b>HMH Integrated Mathematics 2</b>                 | 9780544389861 |
| <b>HMH Integrated Mathematics 3</b>                 | 9780544389915 |

## HMH Player Tutorial Videos

HMH has prepared several *HMH Player* tutorial videos to assist customers with using and learning about the *HMH Player* app. You can find links to the tutorials online at our HMH Customer Care site where they are available 24/7, 365 days a year.

### [Customer Care](#)



#### Current tutorial video list

- Logging In As a ThinkCentral User
- Logging In As a my.hrw.com User
- Using the *HMH Player* Menu
- Navigating the Dashboard
- Viewing Lessons
- Creating a Custom Lesson

- Editing a Lesson
- Customizing a Lesson
- Creating An Assignment From the Assignments Panel
- Creating an Assignment From a Lesson
- Using Collaboration

## Online/Offline Usage

### **An explanation of content access using *HMH Player***

*HMH Player* allows users to access content when a device is connected to the Internet (online) and when it is not connected to the Internet (offline).

First, when online, anytime the user selects to access a lesson, *HMH Player* will begin a process where all related data and lesson content is pulled down from the Internet and loaded into *HMH Player's* built-in browser for online viewing. The lesson begins once the loading is complete.

Second, *HMH Player* allows the user to download complete lesson data to the device's local file system for use when the device is offline. It is important to remember that in order to access content offline, the user must have previously downloaded the specific content while the device was online.

Finally, when a user accesses the content while the device is offline, it will capture the user performance data and update the user's records the next time the device is online. The device will sync automatically when an Internet connection is restored, but the user can also choose to manually sync when the device is online again.

### **Can students and teachers download customized lessons for offline use?**

No, HMH is not in a position to cache this content for offline use since teachers can include externally hosted (non-HMH) content in their customized lessons.

### **Can I log into *HMH Player* when my device is offline?**

If the device is not connected to the Internet, the login mode will revert to the "offline login" status, enabling users to access *HMH Player* features that have been designed to work in an offline state. This feature requires that at least one previous login was performed while the device was online, which is how *HMH Player* performs the initial content access and entitlement check, along with the initial access and caching of content metadata.

### **How long does offline content stay on my device?**

Offline content will stay on the device until the point at which you decide to remove it. Note that periodically, the app will require an online connection, so that we can maintain proper content entitlement checks. Should your entitlements expire, the content will remain on the device but will be effectively inaccessible because you will not be able to access the app to see or use it.



## What is the average size of each lesson I can save for offline use?

| Component        | DLO Download #1 | DLO Downloads #2-n |
|------------------|-----------------|--------------------|
| DLO data         | 8MB             | 8MB                |
| Lesson resources | 5MB             | 5MB                |
| Lesson Video     | 30MB            | 30MB               |
| Tools            | 30MB            | --                 |
| MathJax          | 40MB            | --                 |
| <b>Total</b>     | <b>113MB</b>    | <b>43MB</b>        |

The column entitled **DLO Download #1** in the table above indicates the amount of disc space for the first DLO (Digital Learning Object) a user downloads. The size is larger because the system downloads additional Tools and MathJax libraries, which consume 170MB. Once the first DLO is downloaded, subsequent downloads will share the Tools and MathJax content, so the file size will decrease dramatically to an average of 43MB. Note that if the student or teacher decides to remove all downloaded DLOs, they will again have to download the shared Tools and MathJax libraries, resulting in a larger file download.

## Teacher: Using the Player for Instruction


### How does a teacher use *HMH Player* for instruction?

There are many ways for a teacher to employ *HMH Player* within the classroom. *HMH Player* consists of the functional areas as described below. The descriptions provide insight into the various ways that *HMH Player* can be used, but this is by no means an exhaustive list, as the possibilities are truly endless.

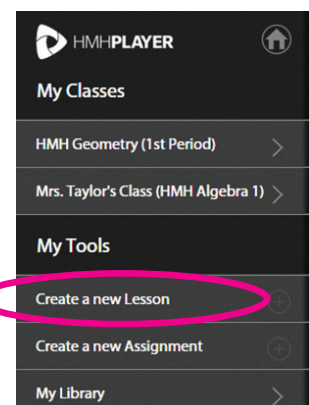
### Lesson Customization

#### Creating Lessons

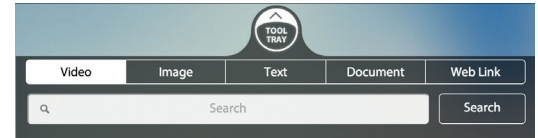
To create a lesson, tap/click the *HMH Player* Menu (top left of the screen) and then select "Create a new Lesson"



You will then need to choose "Create" which provides you with the ability to build a lesson with your own resources.



When creating a lesson, *HMH Player* offers a simple and highly intuitive feature called the “Tool Tray” to support the creation of custom interactive lessons.



The Tool Tray offers built-in search tools, text editors, and document import capabilities that make lesson creation a snap. All custom lessons created within a class are available for quick access by the teacher within the teacher’s “My Library.” Custom lessons can also be positioned alongside HMH-provided lessons directly within the course’s Table of Contents for student access. The design of the Tool Tray and associated features set relating to Content Creation is designed to be convenient and intuitive, so that teachers can quickly jump into the tool and begin creating engaging, customized lessons.

## Customizing HMH content

Teachers are able to add custom content resources to HMH lessons, placing their own resources before, in-between, or after any of the steps within HMH content’s “5E” lesson model. Teachers use *HMH Player’s* Tool Tray feature to add Web links, video links, image links, text passages, and uploaded documents.\*

*\* Document upload is supported on Chrome version only.*

## Uploading my own files: Chrome only

Teachers using the Chrome app can upload PDF, rich text, and image files (.pdf, .txt, .jpg, .png, and .gif). There is a 5MB per file limitation, but no limit on the overall number of files that can be uploaded. This feature is limited to the Chrome version only.

## Are Custom Lessons assignable within *HMH Player*?

Yes. A customized lesson is assignable within *HMH Player*. A teacher must use the “publish” feature to place their customized content within the table of contents for the current program, thereby enabling students to access the custom lesson.

## Are customized Lessons available to download for offline use?

No. Teachers can customize lessons using tools that are designed specifically to access externally hosted (non-HMH) content on the Web. Because HMH does not control this content, we are not in a position to cache this content for offline use.

## Assignment

*HMH Player* offers a teacher-friendly assignment feature, which enables teachers to select HMH Lessons and Personal Math Trainer® Powered by Knewton™ activities and assign the content to one or more students within a class. A start date and due date, assignment title, and notes are all that are required to create a lesson. The process is straightforward and can be used for

homework, in-class work, or any other application where a teacher needs to track student progress against a specific lesson or assessment.

## **Reporting**

The teacher has two reporting views in *HMH Player*: Assignments and Progress. The Assignment view provides the teacher with a simple and elegant “gradebook” style view showing assignments in each column and students in each row. The Assignment view offers features such as average class and per-student scores, and provides the ability to drill down into an assignment detail or an item-analysis view that indicates if the student selected a correct or incorrect answer for each item in the assessment. The Progress report provides a quick view “temperature check” on student progress against standards. This view is intended to give teachers a pivot from the score-based view of the Assignment feature to a standards-based view, which is critical for teachers and students who are accountable for achieving mastery against required educational standards.

## **Teacher Presentation Tools**

*HMH Player* enables the teacher to present both HMH and custom content resources to a projection system or an interactive whiteboard, and alternatively, directly to student devices: a feature that is particularly convenient for 1:1 implementations.

### **Presenting from a laptop/desktop via Chrome**

If the teacher is using the Chrome app via a laptop or desktop computer, which is in turn connected to a projection system or an interactive whiteboard, the computer screen can be called up directly and projected for students to view. Note that in this model, the teacher’s Collaboration Panel will be visible to students, which may not be desirable in a 1:1 situation where each student has a device and the student-teacher chat feature is being actively used.

### **Presenting from iPad**

If the teacher is using an iPad, she has a more attractive option of wirelessly mirroring her iPad’s display via Reflector® or AirServer™ (low-cost software that turns any networked Mac or PC into an AirPlay® receiver). In this presentation mode, *HMH Player* will only present the content portion of the display to the large format screen, and the Collaboration Panel will be hidden from view, remaining visible on the teacher iPad only. This enables students and teacher to communicate via the chat feature, without the rest of the class seeing the communication.

## Collaboration Tools

### Teacher: Launching a Collaboration Session

A teacher initiates a Collaboration Session from within *HMH Player*.

#### The process is simple:

1. Tap/click the Collaboration Tab on the right side of the screen.
2. Tap/click the “Start” button and a Collaboration Session will begin.

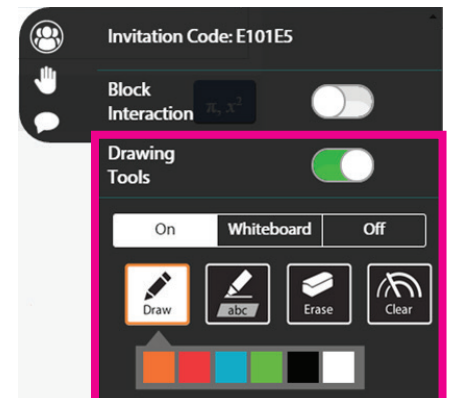
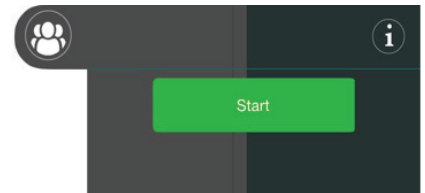
Inform students that the Collaboration Session is open and remind them to tap the “Collaborative Classroom” menu item on their devices to join the session.

As students begin to join the session, the teacher will see the student names turn from gray to white, indicating students can now chat directly with the teacher. They can also raise their hands (virtually, that is) if they have a question or if the teacher does a quick ad hoc poll to check for understanding. This feature is particularly powerful in 1:1 scenarios, where each student has a device running *HMH Player*.

### Teacher: Drawing Tools

Once a teacher starts a Collaboration Session on a device, the teacher also has access to a set of simple but effective drawing tools, which include a color palette, to visually assist instruction by annotating the *HMH* content. Toggling between the Whiteboard button and On button provides the teacher a demonstration workspace (Whiteboard) separate from the lesson page (On).

**Note:** Whatever you draw on the screen will be displayed whether you have selected Whiteboard or On. Your drawing will be preserved if you select Off mode and until you either use the Erase or Clear tool or end the session.



## Student: Entering a Collaboration Session

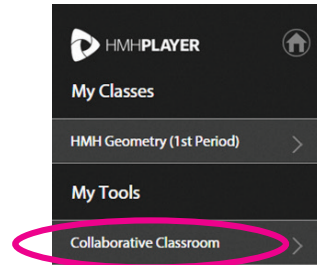
Students using *HMH Player* on their own device use the invitation code sent by the teacher to join the current session.

### The process is simple:


1. Students select the *HMH Player* menu in the top left corner of the screen.



2. Students select “Collaborative Classroom” from the menu.



Students can use the Raise My Hand tool to send a chat message to the teacher.



## Can students chat directly with each other?

No. Students can only communicate with the teacher directly. Students will not see other student messages—only the teacher will see the student’s individual chats.

**Note:** Student-to-teacher “chat” communications can only be initiated during a collaborative class session.

## Updates to *HMH Player*

Over the course of the school year HMH may release updates to *HMH Player* with new features. These updates will utilize the standard iOS and Chrome update processes and users should follow the appropriate iOS or Chrome procedures for receiving these updates.

## Glossary of Terms Used within this Document

**AGA (Algebra 1, Geometry, Algebra 2)** – This convention is used within HMH to denote the core high school math courses.


**CPA (Chrome Packaged App)** – *HMH Player* is a type of Chrome app that runs “outside” the Chrome browser, from a user’s perspective. Unlike a standard Chrome app, which will launch inside a standard Chrome browser window, the Packaged App appears to run as its own application. The Packaged App approach enables *HMH Player* to more efficiently handle the downloading of content for offline use, among other benefits. Note that the user still must have the Chrome browser installed in order to run the CPA, just as with any other Chrome app. Also, as with all Chrome apps, the *HMH Player* app can be managed on the user’s local device via the Chrome extensions manager.

**DLO (Digital Learning Object)** – The DLO is equivalent to a single online lesson. The DLO contains interactive examples, as well as assessment, and it follows the “5E” model of instruction (Engage, Explore, Explain, Elaborate, Evaluate).

**my.hrw.com** – HMH’s online learning website for Grades 6–12.

**ThinkCentral** – HMH’s online learning website for Grades K–6. Some programs, such as *ScienceFusion*, include support for Grades K–8.

**TOC (Table of Contents)** – The list of all lessons within a specific program. The list includes HMH-provided lessons, as well as any custom lesson that the teacher publishes to the TOC.



# HMHPLAYER™

Making 1:1 Learning a Reality

## ▶ **Version 1.3 FAQ**

Connect with us:



iOS is a registered trademark of Cisco Technology, Inc., in the U.S. and other countries. Apple, iPhone, iPad, Mac, AirPlay and iTunes are registered trademarks of Apple Inc., registered in the U.S. and other countries. App Store is a service mark of Apple Inc. Knewton™ is a trademark of Knewton, Inc. Chrome, Chromebook, Android, and Google Chrome are trademarks of Google Inc. Google and Nexus are registered trademarks of Google Inc. Windows® and Microsoft Surface® are registered trademarks of Microsoft Corporation in the United States and/or other countries. Samsung is a registered trademark of Samsung Electronics Co., Ltd. Personal Math Trainer® and design, Houghton Mifflin Harcourt™, GO Math!™, and HMH® are trademarks or registered trademarks of Houghton Mifflin Harcourt. © Houghton Mifflin Harcourt. All rights reserved. 05/15 MS139431

[hmhco.com](http://hmhco.com) • 800.225.5425